




Read the corresponding technical documentation for handling and safety reasons.

## Installation




Ensure that the capillary ends are flat and even.

1. Push the capillary through the head of the nut ① .
2. Attach the ferrules ② .



3. Fasten the capillary at the flow cell ③ fingertight.






Read the corresponding technical documentation for handling and safety reasons.

## Installation



Ensure that the capillary ends are flat and even.

1. Push the capillary through the head of the nut ① .
2. Attach the ferrules ② .



3. Fasten the capillary at the flow cell ③ fingertight.

